

Loose Contact Problem

The loose contact can be any portion of the LCD Display Panel so it has to be checked from all corners.

(Note: - Switch on the Mobile Phone Trainer)

Slightly press the portion (as Shown in fig.1, 2, 3, and 4 respectively).

You might not immediately get the full display all of sudden it may be similar to scrambled display of the screen of your cell phone (shown in fig-X).




Fig-1




Fig-2




Fig-3



Fig-4




Fig-X

Operate the Clear Button "C" on the keypad and it will bring it to the normal processing.